

ONE WORLD English Course 移行資料

令和7年度 2・3学年移行用 補充ワークシート

令和6年度用 NEW HORIZON English Course から

令和7・8年度用 ONE WORLD English Course への移行

目次

補充ワークシート 2年 ①	(2)
補充ワークシート 2年 ②	(3)
補充ワークシート 2年 ③	(4)
補充ワークシート 2年 ④	(5)
補充ワークシート 3年 ①	(6)
補充ワークシート 3年 ②	(7)
補充ワークシート 3年 ③	(8)
補充ワークシート 3年 ④	(9)
補充ワークシート 3年 ⑤	(10)
補充ワークシート解答、音声スクリプト	(11)



Key Sentences

Point

予定や計画を述べる表現

I'm going to visit him this weekend. (私は今週末、彼を訪ねるつもりです。)

Are you going to go to the museum this weekend? — Yes, I am. / No, I'm not.

(あなたは今週末、博物館(美術館)に行くつもりですか。 — はい、行くつもりです。 / いいえ、行きません。)



Tool Kit

例にならって下線部に英文を書いてみよう。


例



(are you / study English)

Are you going to study English? — Yes, I am.

①



(are you / see a movie)

②



(is Tom / have a tennis match)

③



(are you and your brother / visit your aunt)



Let's Listen

音声聞いて、それぞれの人物の日曜日の予定について、紹介されている順番を () に書こう。



()



()



()



Key Sentence

Point

未来の予想を伝える表現

It will snow tomorrow.
(明日は雪が降るでしょう。)



Tool Kit

例にならって下線部に英文を書いてみよう。

例



(rainy and cool)

It will be rainy and cool tomorrow.

①



(snowy and cold)

②



(hot and humid)

③



(cloudy and warm)



Let's Listen

あなたは明日、新潟に広島に行きます。英語のラジオ放送を聞いて、明日の新潟と広島の天気を聞き取り、()にメモしよう。

Tomorrow's Weather

Niigata ()

Hiroshima ()





Key Sentence

Point

「～すべきだ」の表現

You should take off your shoes here.

(ここで靴を脱がなければなりません。)



Tool Kit

例にならって下線部に英文を書いてみよう。

例

①



(leave now)

You should leave now.

①



(brush your teeth)

②



(help your friends)

③



(bring a ruler to the next class)



Let's Listen

カナとスミス先生の会話を聞いて、カナがすべきことを表す絵を選び、() に○を書こう。



()



()



()



()



()



()



Key Sentences

Point

「～しなければならない」「～しなくてもよい」の表現

I have to study for the math test. (私は数学のテストに向けて勉強しなければなりません。)

You don't have to wash the dishes. (あなたは皿を洗う必要はありません。)



Tool Kit

例にならって下線部に英文を書いてみよう。

例



(I / practice basketball)

I (don't) have to practice basketball.

①



(you / cook curry and rice)

②



(Liz / finish her homework by tomorrow)

③



(my father / work until nine today)



Let's Listen

カナとスミス先生の会話を聞いて、カナがしなければならないことを表す絵を選び、()に○を書こう。



()



()



()



()



()



()



Key Sentences

Point

「〈人〉が～するのを許可する、手伝う」の表現

Let me talk about my winter vacation.

(私の冬休みについて話をさせてください。)

Bob helped me do my English homework.


(ボブは私の英語の宿題を手伝ってくれました。)



Tool Kit

例にならって下線部に英文を書いてみよう。


例



(me / learn French)

She helped me learn French.

①



(me / carry my bags)

②



(us / open the door)

③



(her father / prepare dinner)



Let's Listen

音声を聞いて、聞き取った情報をメモしよう。



Key Sentence

Point

「〈人〉を〈気持ち・状態など〉にさせる」の表現

The news made me happy.

(その知らせは私をうれしい気持ちにさせました。)



Tool Kit

例にならって下線部に英文を書いてみよう。


例



(the news / sad)

The news made me sad.

①



(the song / sleepy)

②



(the letter / happy)

③



(the exam / nervous)



Let's Listen

エイミーとショウの会話を聞いて、ショウの気持ちを表す絵をそれぞれ選び、()に記号を書こう。

A



B



C



D



① ()

② ()

③ ()



Key Sentences

Point

「〈人〉に～するように頼む、～してほしい」などの表現

My mother asked me to open the door. (母は私にドアを開けてと頼みました。)
I want you to show me the textbook. (私に教科書を見せてほしいです。)



Tool Kit

例にならって下線部に英文を書いてみよう。

例



(close the window)

I want you to close the window.

①



(speak louder)

②



(teach me Spanish)

③



(come to Japan again)



Let's Listen

文化祭でのバンド演奏について、ホホワイト先生と山田先生が話しています。会話を聞いて、それぞれの生徒が担当する楽器やパートを()に書こう。

① Jin ()

② Miyu ()

③ Amy ()

④ Dan ()



Key Sentences

Point

「どの～か、いつ～か(を知っている)」などの表現

I don't know which story he's going to perform.

(彼がどの話を上演するつもりなのか知りません。)

Do you know when he's coming?

(彼がいつ来るか知っていますか。)



Tool Kit

例にならって下線部に英文を書いてみよう。

例



(when our school trip is)

I know when our school trip is.

①



(where Tom lives)

②



(what sports Kumi likes)

③



(who painted this picture)



Let's Listen

音声を聞いて、それぞれの内容に合う絵を選び、記号を○を囲もう。

(1) ①



(2) ①



(3) ①



②



②



②





Key Sentences

Point

「〈人〉に～を伝えた、教えた」の表現

Kenta's mother told me that Kenta was sick in bed.

(ケンタのお母さんは、ケンタが病気で寝^ねていると教えてくれました。)

My father taught me that helping people in need is important.

(私の父は困っている人々を助けるのは大切だと教えてくれました。)



Tool Kit

例にならって下線部に英文を書いてみよう。

例



(my father told / he was busy)

My father told me that he was busy.

①



(my mom told / she was making roast beef)

②



(Mr. Lee taught / sleeping well is important)

③



(Masaki told / Hiroshima has many places to visit)



Let's Listen

山田先生(Mr. Yamada)とホワイト先生(Ms. White)の会話を聞いて、内容に合うものをすべて選び、○で囲もう。

話題 (部活動 / 職場体験 / 将来の夢)

大切なこと (早起き / 大きな声でのあいさつ / 勉強 / コミュニケーション)

補充ワークシート解答、音声スクリプト

補充ワークシート 2年 ①

Tool Kit

- ❶ Are you going to see a movie? — Yes, I am.
- ❷ Is Tom going to have a tennis match? — Yes, he is.
- ❸ Are you and your brother visit your aunt? — Yes, they are.

Let's Listen

解答: (左から) 3、2、1

スクリプト:Track 1

1.
A(girl): Do you have any plans for this Sunday?
B(boy 1): Yes, I do. I'm going to visit the aquarium with my brother.
2.
A(girl): Do you have any plans for this Sunday?
C(boy 2): Yes. I'm going to study with Jin in the library.
3.
A(girl): Do you have any plans for this Sunday?
D(boy 3): Yes. I'm going to buy some new comic books and read them.

補充ワークシート 2年 ②

Tool Kit

- ❶ It will be snowy and cold tomorrow.
- ❷ It will be hot and humid tomorrow.
- ❸ It will be cloudy and warm tomorrow.

Let's Listen

解答: (Niigata) snowy and very cold
(Hiroshima) sunny and warm

スクリプト:Track 2

Weather reporter: Next, the weather report. In Sapporo, it's snowy and very cold today, and it will be cloudy and very cold tomorrow. In Niigata, it's cloudy and cold today, and it will be snowy and very cold tomorrow. In Tokyo, it's sunny and warm today, and it will be sunny and warm tomorrow, too. In Osaka, it's cloudy and cold today, and it will be sunny but cold tomorrow. In Hiroshima, it's rainy and cold today, but it will be sunny and warm tomorrow. In Naha, it's sunny and warm today, and it will be cloudy and warm tomorrow.

補充ワークシート 2年 ③

Tool Kit

- ❶ You should brush your teeth.
- ❷ You should help your friends.
- ❸ You should bring a ruler to the next class.

Let's Listen

解答: 上段左、上段右、下段右に○

スクリプト: Track 3

Kana: Mr. Smith, please give me some advice. I want to be a pilot. What should I do?

Mr. Smith: Sure. First, you should study English hard. Pilots use English at work.

Kana: OK.

Mr. Smith: Second, you should exercise every day.

Kana: I see. I jog in the park every morning.

Mr. Smith: Third, you should eat well every day. Health is important for pilots.

Kana: Got it! Thanks, Mr. Smith.

Mr. Smith: You're welcome.

補充ワークシート 2年 ④

Tool Kit

- ❶ You (don't) have to cook curry and rice.
- ❷ Liz (doesn't) have to finish her homework by tomorrow.
- ❸ My father (doesn't) have to work until nine today.

Let's Listen

解答: 上段中央、下段左、下段中央に○

スクリプト: Track 4

Kana: Sorry, Mr. Smith. I'm busy today, so I can't practice my speech after school.

Mr. Smith: Why are you so busy?

Kana: I have to do three things today. First, I have to finish my science homework.

Mr. Smith: Well, that's important. OK, and?

Kana: I have to practice the piano for a contest.

Mr. Smith: When is it?

Kana: Next Sunday. And third, I have to go to the supermarket.

Mr. Smith: I see. OK, you don't have to practice your speech today.

補充ワークシート 3 年 ①

Tool Kit

- ❶ She helped me carry my bags.
- ❷ She helped us open the door.
- ❸ She helped her father prepare dinner.

Let's Listen

解答例: マナーや慣習は国によって異なる。

日本では皿の上の料理をすべて食べるが、中国などでは料理を少し残さなくてはいけない。

日本では相手の話を聞くときにうなづくことが多いが、うなづかない国もある。

スクリプト:Track 5

Manners and customs are different from country to country. Let me give you some interesting examples. For example, in Japan, we eat everything on the plate. In some other countries like China, people have to leave food a little on the dish to show that there was enough food. It is bad manners to eat everything. In Japan, when we listen to others, we nod many times to show we are listening carefully. In some other countries, people don't nod their heads so much.

補充ワークシート 3 年 ②

Tool Kit

- ❶ The song made me sleepy.
- ❷ The letter made me happy.
- ❸ The exam made me nervous.

Let's Listen

解答: ❶ A ❷ C ❸ B

スクリプト:Track 6

1.
Amy: Hi, Sho! How was the speech contest yesterday?
Sho: There were so many people in the hall. It made me so nervous.

2.
Amy: What did you do last Sunday?
Sho: My dad and I went to see a movie. We saw a new comedy, but it wasn't so good. It really made me sleepy.

3.
Amy: See that poster? That's a famous singer, right?
Sho: Right! Her name is Yuko. I went to her concert last week. She sang all her biggest hits. It made me happy.

補充ワークシート 3 年 ③

Tool Kit

- ❶ I want you to speak louder.
- ❷ I want you to teach me Spanish.
- ❸ I want you to come to Japan again.

Let's Listen

解答: 1 ピアノ 2 ドラム 3 歌 4 ギター

スクリプト:Track 7

Ms. White: We can perform at the school festival, right?

Mr. Yamada: That's right. Are you interested?

Ms. White: Yes! I'm interested in music, so I want to start a band with my students and perform.

Mr. Yamada: That's a good idea!

Ms. White: Jin is good at playing the piano, so I'll ask him to join us.

Mr. Yamada: I'll ask Miyu to play the drums and Amy to be the singer.

Ms. White: Thanks. I want Dan to play the guitar.

Mr. Yamada: Let's ask some more students to join the band.

補充ワークシート 3 年 ④

Tool Kit

- ❶ I know where Tom lives.
- ❷ I know what sports Kumi likes.
- ❸ I know who painted this picture.

Let's Listen

解答: (1) B (2) A (3) A

スクリプト:Track 8

1.

Kana: Do you know why Masaki was late for school today?

Tom: Yes. He said he stayed up late last night. He studied English until late last night.

2.

Liz: Do you know which *rakugo* he is performing?

Sho: Yes. He is performing *Tokisoba*. That is my favorite one.

3.

Jin: Hi, Miyu. What's up? Is something wrong?

Miyu: Yes. I don't know which high school is good for me.

補充ワークシート 3年 ⑤

Tool Kit

- ❶ My mom told me that today's dinner was roast beef.
- ❷ Mr. Lee taught me that sleeping well is important.
- ❸ Masaki told me that Hiroshima has many places to visit.

Let's Listen

解答:

(話題) 職場体験

(大切なこと) 大きな声でのあいさつ、コミュニケーション

スクリプト:Track 9

Ms. White: How many jobs were there for the workplace experience?

Mr. Yamada: There were 34. Did you hear about it from our students?

Ms. White: Yes! It sounds like a great chance for them to learn about jobs.

Mr. Yamada: It is. They can learn a lot from their workplace experience.

Ms. White: Miyu told me that greeting in a loud voice is important.

Mr. Yamada: Greeting in a loud voice is important at school, too.

Ms. White: Sho told me that good communication with people is important.

Mr. Yamada: We tell them communication is important at school, too.